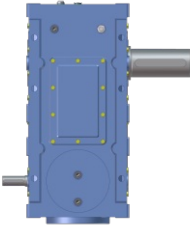
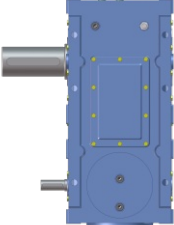
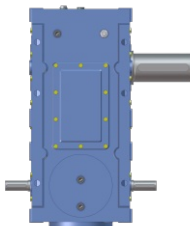
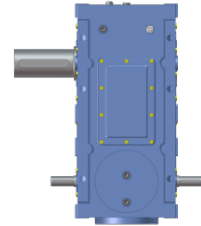
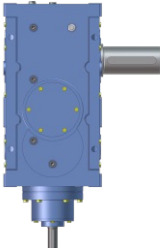
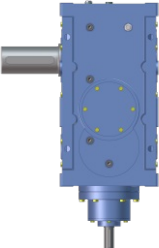






1. Executions

Parallel helical gear reducers

PBZ-PBH-PBC	
AZ	AU
	
DZ	DU
	

Bevel helical gear reducers



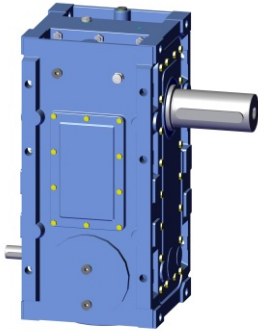



PBZ-PBH-PBC	
LR	LL
	

PBH			
SR	SL	DR	DL
			

2. Mounting positions







The mounting position denotes the orientation of a gear reducer. Due to technical considerations, mounting position B3 should be preferred whenever possible, as it ensure less oil splashing, improved lubrication and less heating. Unless otherwise indicated, gear reducers are supplied for the B3 mounting position.







Parallel helical gear reducers

PBZ-PBH-PBC			
AZ	B3	B6	B7
			
	B3R	V5 (*)	V6 (*)
			

(*) Possible need of bearing forced lubrication, please contact MOTOVARIO TECHNICAL SERVICE.

Bevel helical gear reducers

PBZ-PBH-PBC			
LR	B3	B6 (*)	B7
			
	B3R	V5 (*)	V6 (*)
			

PBH			
SR	B3 (*)	B6	B7
			
	B3R (*)	V5 (*)	V6 (*)
			

(*) Possible need of bearing forced lubrication, please contact MOTOVARIO TECHNICAL SERVICE.